

Procedure for Publicizing/Advertising Certification and Use of the PJR Logo, Standard Licensing Body Logos and Accreditation Body Symbols

The credibility of third-party certification depends upon the certified organization's appropriate use of the certification body logos, standard licensing body logos and its accreditation body symbols and avoidance of any misleading statements in publicizing certification.

This procedure describes the proper way of publicizing a certified organization's certification, as well as proper use of the PJR logo, standard licensing body logos and accreditation body symbols. It outlines the steps PJR will take when certification is not publicized appropriately or marks are misused.

Care must be taken to guarantee that the public is not misled regarding levels of accreditation for individual standards or perceived associations of PJR with other organizations providing related services. PJR is an independent certification body and is not a part of any organization providing consulting services.

Amendment Record

Amendment of this and any other controlled document is governed by the Document and Data Control procedure PRO-4.

Date	Details	Current Rev. Level
11/14/03	Page 2. Replace "International Manager/Audit Initiatives (PM)" with "PM" Page 7. All caps "Perry Johnson Registrars, Inc."	7.1
11/25/03	Replace "International Manager/Audit Initiatives (PM)" with "PM" in entire document. Page 2. delete "The Master Copy of this quality manual, is maintained by the Document and Data Control Representative and kept in the custody of the PM."	7.2
12/2/03	Page 3. Add regulations to use the SINCERT accreditation mark Page 4. Add 4.5 "IAF multi-lateral recognition arrangement recognizes accreditation bodies who meet their requirements..." Page 6. Add "PJR will not issue any accreditation body logos in any scope area..." Page 13. Add SINCERT procedures for use of registration mark.	7.3
12/8/03	Page 13. Fix typographic and grammatical errors in SINCERT verbiage Page 7. Adjust inaccurate amendment record for 7.1	7.4
12/11/03	Add "Replace "IM/AI" from 7.1 in Amendment Record to 7.2 in Amendment Record. Remove Red-double-underline & strikethroughs from Amendment Record & entire document. Remove reference to the color of PJR text in Amendment Record 7.1.	7.5
12/15/03	Page 11. Replace first DAR mark with TGA mark. Delete TGA procedures for mark. Add DAR procedures for use of accreditation mark.	7.6
02/11/04	Page 11. Modify requirements in TGA due to translation issue. Page 6: Added section 10: ISO's Guidelines for Publicizing ISO 9001:2000 or ISO 14001 Certification.	7.7
03/19/04	Page 4: Adding Prohibition of making color copies of certificates, section 5.2.1.	7.8
04/05/04	Page 5: Add new section 5.4.	7.9
06/14/04	Page 4: Add prohibition of scanning color copies. Page 9: Add extension of RvA deadline.	8.0
08/20/04	Page 10: Delete JAB Conformity Assessment.	8.1
09/08/04	Pages 1, 3 and 6: Corrections highlighted for JAB Corrective Action	8.2
09/30/04	Appendix 11 Summary of Marks Use. JAB logos reinstated.	8.3
10/26/04	Section 4.6 amended for JAB Corrective Action	8.4
12/23/04	Page 9: Added ANAB mark, which replaces ANSI-RAB NAP mark.	8.5
01/04/2005	Page 9: Added for RvA (first paragraph) "... and the use ... not permitted."	8.6
1/13/2005	Page 10: Added for JAB re: business cards "Personnel who ... by the scope."	8.7
1/27/2005	Page 3: Section 2.0, final sentence now bold text Page 6: Section 10.0, 4 th bullet, added "on all controlled documentation."	8.8
1/31/2005	Page 6 & 7: Standard references updated to include ISO 14001: 2004	8.9
7/05/2005	Added page 18 addressing rules for using ema's registration mark	9.0
8/11/2005	5.2, bolded "In addition, Certificate ...Accreditation Marks." 10.0, 5 th	9.1

Date	Details	Current Rev. Level
	bullet, added underlined "ISO 9000 or ISO 9001" "or ISO 14001 certification" and "ISO 14001: 1996 certification." Page 10, re: JAB marks, replaced entire text and added JAB "dual" logo. Page 18, replaced entire text with "The accredited certification ... other purpose."	
2/23/2006	10.0, 7 th bullet, added "PJR is 'accredited.' ... of operation." RvA, 4 th paragraph, deleted "The use of accreditation marks on business ... not permitted." Replaced entirety of section for INMETRO due to new logo.	9.2
4/24/06	Page 3- Deleted 3.4-3.7. Changed 3.10 to "Accreditation Body-specific regulations for use of accreditation marks (ANAB, JAB, UKAS, RvA, SINCERT, INMETRO, TGA, ema, KBA)". Changed 3.11 to "PRO-1 series, Registration Procedures". 4.4- Replaced "Certification Body" with PJR. 4.5- Replaced "International Accreditation Forum Multi-Lateral Arrangement" with "IAF MLA". 5.1- Replaced "The PM (or designee) with PJR. Added "The Accreditation Manager interprets", and deleted "them". 5.2 Removed "be found to". 5.2.1.e)- Replaced "or title not shown" with "not displayed". 5.3- Rewording. 5.4- Added "electronic media". 6.3- Replaced "positive and 100%" with "effective". 6.4, 6.5- Rewording. 8.0- Removed "Specific to QMS, EMS, and OHSAS". 8.1- Rewording. 10- Removed "ISO's". Pg. 14- Replaced "Organization" with "Certification Bodies".	9.3
07/28/06	Deleted ISO 14001:2006 references	9.4
09/25/06	Added use of IATF logo to section 10.0	9.5
01/12/07	Added Standards Council of Canada (SCC) . Revised UKAS logos. Revised JAB N410 logo to include the use of "QMS/EMS Combination Accreditation Mark"	9.6
03/19/07	Revised UKAS logos.	9.7
06/27/07	Page 13, Removed "The registered company may not use the INMETRO symbol unless authorized to do so."	9.8
10/08/07	Added ISO/IEC 17021:2005 and ISO/TS 22003:2007 in "3.0 References".	9.9
10/08/07	Added a clarification that "product" includes laboratory test, calibration or inspection reports.	9.9
11/28/07	Section 5.2.1 added "EXCEPTION: It is permissible for holders of valid certificates to post color reproductions of their certificate to their website."	10.0
01/23/08	Revised the ANAB logo usage rules; removed the ANSI-RAB logos. Added an additional bullet point to pg. 7 regarding the use of AB logos	10.1
06/19/08	Changes made regarding the JAB logo (page 10)	10.2
07/10/08	References to SCC were removed from pages 4 and 14.	10.3
10/29/08	Removed Reference to KBA Accreditation	10.4
12/23/09	Page 1: Replaced the title "Registration Mark Procedure" with "Procedure for Publicizing Certification". Replaced "registration mark" with "certification mark" as well as "registration certification holder" / "certificate holder" with "certified organization"	10.5
04/06/10	Page 17-18: Added Appendix C "Summary of Certification Mark / Accreditation Marks Use Regulations Specific to Japan Division" Page 13: Deleted TGA references in Appendix B	10.6
07/07/10	Page 11: Added JAB Accreditation Symbol for FSMS.	10.7
08/10/10	Page 13 & 14: Replaced SINCERT section with ACCREDIA Accreditation Body Removed SINCERT and TGA references	10.8
10/08/10	Page 1: Deleted "By" lines and Date line in accordance with PRO-4 procedure Updated UKAS section in Appendix B, adding new generic logo, while keeping the old logos that are management system-specific	10.9

Date	Details	Current Rev. Level
04/27/11	Page 8: Updated "Guidelines for Publicizing Your Certification" to incorporate FSSC logo usage requirements.	11.0
05/11/11	Page 6: Changed the email address and employee title in section 6.4 to sreed@pjr.com and QMS Assistant Program Manager/Assistant Accreditation Manager	11.1
05/23/11	Page 9: Changed the email address and employee title in Appendix A to sreed@PJR.com and QMS Assistant Program Manager/Assistant Accreditation Manager	11.2
07/18/11	Page 13: Changes regarding use of JAB symbols due to the integration of accreditation for CM025 (QMS/EMS/ISMS) and CFS007 (FSMS).	11.3
11/28/11	Page 18: Updated JIPDEC logo	11.4
5/7/12	12.0 Appendix B - removed the RvA Logo with RvA c419 designation; removed quality, environmental, food safety, and information security UKAS logos as one generic logo now exists that works for all standards.	11.5
5/31/12	3.0 References – removed revision years and replaced them with "latest revision" Appendix A – Removed FSSC specific logo usage guideline Appendix B – Added FSS specific logo usage guideline and R2 logo usage rules	11.6
11/28/12	12.0 Appendix B – removed the INMETRO EMS Logo, deleted: and "OCA 0015" for EMS certificates.	11.7
3/11/13	Removed reference to RvA. Removed reference of the year from the standards.	11.8
8/28/13	Appendix B, UKAS Rules; JAB does not require the clients to limit use of business cards anymore.	11.9
11/1/13	Revised by change of the company name in Japan. 2.0 Replaced President's responsibility in Japan 13.0 Appendix C–Changed the PJRJ logo Added the expiry date of old PJRJ logo	12.0
1/2/14	Clarified FSSC Foundation logo usage. 12.0 Appendix B – Added purchase orders as an example of documents on which logos cannot be used. Revised page 20 regarding R2 logo usage.	12.1
5/20/14	Added reference 3.10, added section 5.5 regarding proper issuance of an e-Stewards certificate, added section 9.2 regarding the BAN Marketing and Licensing Agreement	12.2
6/25/14	13.0 Appendix C, PJRJ Rules; Added detailed explanation of the expiration date of old PJRJ logo.	12.3
02/19/2015	Pag. 20, the following Phrase was added for clients to use instead of logo. In exchange, clients may use the following phrase: Certification completed by Perry Johnson Registrars, Inc. Accredited by ema, with accreditation number 44/12	12.4
2/27/15	Added reference 3.11, added section 5.6 regarding proper issuance of an R2 certificate, added section 9.3 regarding the SERI Licensing Agreement. Updated R2 logo usage requirements in Appendix B	12.4
3/13/15	12.0 Appendix B, Page 12: add requirements for the use of the new ANAB logo; 12.0 Appendix B, Page 18: remove the Inmetro accreditation symbol guidelines, as the accreditation was discontinued; updated titles and responsible department names.	12.5
07/01/2015	Appendix B – FSSC Logo	12.6
12/14/2015	Appendix B – New FSSC Logo	12.7
1/11/2016	Appendix B – Updated FSSC Logo specifications	12.8
3/25/16	Appendix A – Permissible to use a statement that the organization is certified on product packaging or in accompanying information; 3.12 – Added reference to ISO/IEC 17065:2012;	12.9

Date	Details	Current Rev. Level
	Added Section 4.3	
4/12/16	Appendix A – Add clarity to example demonstrating how to use certification statements on product packaging and accompanying information.	13.0
05/26/16	Edits made throughout in order to improve consistency of terms. Prior to this revision, “seal,” “logo,” “mark,” and “symbol” were used interchangeably. This has been corrected in a thorough revision.	13.1
04/04/17	Over-all spelling corrections, change to logo approval contact, and change to ema approval contact email.	13.2
07/03/17	Appendix C - Accreditation body name changed (JIPDEC to ISMS-AC) and its symbol changed accordingly.	13.3
9/26/17	FSSC 22000 Logo – FSSC V4.1 Requirements changed	13.4

**Procedure for Publicizing/Advertising Certification and Use of the PJR Logo,
Standard Licensing Body Logos,
and Accreditation Body Symbols**

PRO-3

1.0 Scope

This document describes the procedures PJR follows to control the certified organization's publicizing of its certification and use of the PJR logo, standard licensing body logos and accreditation body symbols.

2.0 Responsibility

The Audit Logistics Manager is responsible for ensuring that certified organizations receive the appropriate materials regarding publicizing their certification and use of the PJR logo, standard licensing body logos and symbols of its accreditation bodies. The Programs and Accreditations Manager is responsible for enforcing the appropriate contractual restrictions governing their use and publicizing of the organization's certification.

Any use of PJR's accreditation body symbols for PJR publicity must be approved by the Programs and Accreditations Manager, President or appropriate designee to ensure proper usage.

In Japan, CEO has the responsibility of President provided herein.

3.0 References

- 3.1 EN 45012 The European Standard for Bodies Certifying Suppliers' Quality Systems
- 3.2 ISO/IEC 17021 Latest Revision
- 3.3 PJR-1, Quality Manual
- 3.4 Accreditation/Oversight Body-specific regulations for use of accreditation marks (ANAB, JAB, UKAS, ACCREDIA, ema, and IATF)
- 3.5 PRO-1 series, Certification Procedure
- 3.6 ISO Guide 27: Guidelines for corrective action to be taken by a certification body in the event of misuse of its mark of conformity
- 3.7 F-3 series, Agreement For Certification (and all versions of such agreement)
- 3.8 ISO/TS 22003 Latest Revision
- 3.9 ISO/IEC 27006 Latest Revision
- 3.10 E-Stewards Standard Latest Revision
- 3.11 R2 Code of Practices Latest Revision
- 3.12 ISO/IEC 17065 Latest Revision

4.0 General

- 4.1 In accordance with the requirements of ISO/IEC 17021, ISO/TS 22003, ISO/IEC 27006, ISO/IEC 17065, the ANAB Criteria for Accreditation and others, PJR possesses a logo by which PJR's certified organizations may make others aware of their certification by means of various forms of publicity.
- 4.2 PJR's certified organizations are made aware of certain regulations governing appropriate publicizing of its certification and the proper use of the PJR logo, standard licensing body logos, and accreditation body symbols it has been awarded via this document and the F-3series.
- 4.3 For the product/service certification according to RT 29, certified clients are allowed to use ACCREDIA's symbol in conjunction with the PJR logo, on the instrumental equipment used to deliver the service, adding the term "certified service". In case of services only partially certified, that term needs to be integrated with the necessary limitations.
- 4.4 It is vital that PJR requests corrective action when the publication of certification and/or the usage of its logo, standard licensing body logos or accreditation body symbols are in the wrong manner in any way, in order to maintain the marketplace's high level of confidence in the validity of the certification and, by extension, the reputations of PJR, its accreditation bodies and PJR's certified organizations.
- 4.5 PJR's certified organizations are not to use its certificate or certification in such a manner as to bring the PJR into disrepute and does not make any statement regarding its certification which may be considered misleading.
- 4.6 The IAF MLA recognizes accreditation bodies that meet its requirements. This is a worldwide agreement for the purpose of the recognition of the quality of products and services for the international market. For additional information please visit <http://www.iaf.nu>. All of PJR's accreditation bodies are IAF-MLA signatories.

5.0 Handling of the Registration Certificate

- 5.1 PJR is the sole authority by which PJR Registration Certificates are granted. All certificates remain the property of PJR.
- 5.2 Registration Certificates must be surrendered or destroyed upon re-issue of replacement certificates or withdrawal / cancellation of certification.
- 5.3 When appendixes are attached to the Registration Certificates, they must be used in conjunction with the Registration Certificates.
- 5.4 When the customer request a copy of the Registration Certificate, it must easily be identified as a reproduction. (Example: a black-and-white reproduction stamped "COPY").
- 5.5 PJR shall issue a certificate(s) indicating full conformance of the e-Steward with all applicable requirements of the Standard when, and only when PJR has confirmed that the e-Steward has a valid and current Licensing Agreement in place with the e-Stewards Program Administrator for the use of the e-Stewards name and logo, and all non-conformances have been cleared.

The certificate issued shall bear the PJR logo, the accreditation body symbol and the e-Stewards logo (as provided by BAN to PJR in conjunction with its Licensing Agreement). No unaccredited e-Steward certificates may be issued. Rules for use of the logo are described in the Licensing Agreement.

- 5.6 PJR shall issue a certificate(s) indicating full conformance to R2 with all applicable requirements of the Standard when, and only when PJR has confirmed that the R2 company has a valid and current Licensing Agreement in place with the SERI Program Administrator for the use of the R2 name and logo, and all non-conformances have been cleared.

The certificate issued shall bear the PJR logo, the accreditation body symbol and the R2 logo (as provided by SERI to PJR in conjunction with its Licensing Agreement). No unaccredited R2 certificates may be issued by PJR. Rules for use of the logo are described in the Licensing Agreement and R2 Code of Practices.

6.0 Publicizing of Certification Procedures

- 6.1 Certified organizations are allowed to publicize the certification only after PJR grants certification. The Programs and Accreditations department responds to inquiries regarding publication of certification. PJR furnishes certified organizations with camera-ready artwork of the PJR Logo, standard licensing body logos, if applicable, and accreditation body symbols. Certified organizations are allowed to use logos and accreditation body symbols only after PJR's permission to use them. In principle, PJR considers furnishing the PJR logo, standard licensing body logos, if applicable, and accreditation body symbols to certified organizations as granting permission for proper use.
- 6.2 PJR auditors examine the control of Registration Certificate, certified organizations' use of logos and accreditation body symbols as well as the publicizing of certification at every audit.
- 6.2.1 Improper publicizing of certification, improper use of the PJR logo, standard licensing body logos, and accreditation body symbols include, but is not limited to:
- a) placing the PJR logo, standard licensing body logos and accreditation body symbols on certified organizations' products or product packaging
 - b) using them in any other manner that implies that products are certified by PJR and its accreditation bodies
 - c) forging an original copy of Registration Certificate
 - d) making color copies of the certificates, including scanning color copies of the certificates. EXCEPTION: It is permissible for certified organizations which hold valid certificates to display color reproductions of their certificate on their website. In this case, the reproductions must be prevented from forgery. (Example: set to invalid download / print)
 - e) publicizing certification or using logos and/or symbols on business cards, signboards, on websites with different addresses other than the address certified (difference must be communicated on cards, signboards, or websites)
 - f) publicizing certification or using logos and/or symbols on business cards, signboards, on websites with products or services other than the certified ones (differences of such products and services must be communicated on cards, signboards, or websites.)
 - g) use on stationery when:
 - The PJR logo is not displayed and the standard licensing body logos and accreditation body symbols are
 - prominence is shown with the logo of one body over another
 - accreditation body symbol used more than once for each accreditation
 - h) publicizing the scope of activities of the certified organization that

- misleads the public
- i) advertising certification in any way that might mislead the reader about the status of a certified organization.
- j) Using out-dated/obsolete versions of the logos and/or symbols

6.3 Should PJR find, by means of audits, field report, or other means, that:

- a) A non-certified organization has used PJR's logo or the accreditation body symbols in any way, or
- b) A certified organization has possibly violated PJR regulations regarding use of certification with respect to use,
- c) A certified organization publicizes its sites, products and services in such a way as to suggest that they are certified.

The Programs and Accreditations Manager requests corrective actions in accordance with this procedure.

6.4 If any client wishes to use Perry Johnson Registrars' name in any publications such as newspaper articles, magazine articles, electronic media or similar publications, you must acquire prior approval from HQ. In the U.S., please send your proposals to the QMS Assistant Program Manager/Assistant Accreditation Manager via e-mail at sreed@pjr.com. In Japan, please contact the Tokyo Office Accreditation Department. For publications in other languages, please contact your scheduler to coordinate the approval process.

7.0 Corrective Actions

- 7.1 PJR immediately begins corrective action proceedings upon discovery of improper publicizing of certification, a misuse of the PJR logo, standard licensing body logos or accreditation body symbols.
- 7.2 Non-certified organization found to be using the PJR logo, standard licensing body logos or accreditation body symbols, including former certified organizations, receive one written warning, via registered mail return receipt requested, to cease and desist the improper publicizing of certification or use of logos and/or symbols, with a specific deadline for acquiescence. Should the misuse continue, the Programs and Accreditations Manager refers the matter to the President and possibly to the appropriate legal counsel for action. The Programs and Accreditations Manager may also notify concerned regulatory and accreditation bodies of the specifics of the matter.
- 7.3 Certified organizations who violate PJR regulations regarding the publicizing of certification are instructed to implement effective corrective action in writing, either via nonconformity report, registered letter from the President, or other means.
- 7.4 The Programs and Accreditations Manager follows up on such corrective action requests and obtains written agreement from the certified organizations to
 - a) Discontinue the improper use at once;
 - b) Notify any person or organization that may have been misled in any way, shape, or form by the misuse, of the corrective action and the reasons therefore, copying PJR's Programs and Accreditations Manager and/or President in writing.
- 7.5 The Programs and Accreditations Manager may, at his/her discretion, follow up on these steps by scheduling a special surveillance of the certified organizations' facility; inquiring of recipients of the certified organizations' corrective action letters, or other means that may be appropriate.

- 7.6 In any event, the incidence of misuse is followed up at subsequent surveillance audits of the certified organization.

8.0 Escalation

- 8.1 Certified organizations who refuse to discontinue improper use of the PJR logo, standard licensing body logos or accreditation body symbols or improper publicizing of certification; who persist in violation of PJR's Regulations regarding publicizing of certification; who misuse the logos and/or symbols repeatedly in different ways, and/or who fail to promptly and affirmatively implement corrective actions as instructed, are subject to having their certification suspended or withdrawn.

9.0 Other Provisions

- 9.1 Upon successful certification, certified organizations will be issued a "Certificate of Registration" that will clearly reference the specific scope of certification.
- 9.2 Prior to use of the e-Stewards® mark, the certified organization shall execute BAN's Marketing and Licensing agreement and pay all associated fees.
- 9.3 Prior to use of the R2 logo, the certified organization shall execute SERI's Licensing agreement and pay all associated fees.

10.0 Accredited Scopes

PJR will not issue a certificate in any scope area for which it has not received accreditation.

11.0 Appendix A

Guidelines for Publicizing Your Certification

- Don't use ISO's logo.
- Don't adapt or modify ISO's logo for your use.
- Don't excerpt from audit reports provided by PJR for publicizing of certification.
- If you want to use a logo or wish to publicize your success, ask PJR for permission to use its logo, or guidance on publicity.

- In the ISO 9001 or ISO 14001 contexts, "certified" (and "certification") and "registered" (and "registration") are equivalent in meaning and you can use either term.
- Don't say your organization has been "accredited". PJR is "accredited" – our clients are "certified" or "registered". For example, the word "accredited" appears on the ANAB symbol depicting that the certification body (PJR) issuing the certificate of registration is accredited by ANAB to do so within that particular scope of operation.
- Don't use "ISO certified", or "ISO certification".
- Use instead "ISO 9001 certified", "ISO 9001 certification", or "ISO 14001 certified", or "ISO 14001 certification". PJR would prefer that the revision year of the standard is included. If you choose not to do so, this is acceptable. If you include the revision year, it must be updated as appropriate.
- Don't display PJR logo or any applicable accreditation body symbols on products, product labels, or product packaging, or in any way that may be interpreted as denoting product conformity. This applies to laboratory test, calibration or inspection reports.

- It is permissible to use a statement on product packaging or in accompanying information that your Organization's management system is certified. Product packaging is considered as that which can be removed without the product disintegrating or being damaged. Accompanying information is considered as separately available or easily detachable. Type labels or identification are considered as part of the product. The statement shall in no way imply that a product, process or service is certified by this means. The statement shall include the reference to:
 - identification (e.g. brand or name) of the certified organization
 - the type of management system (e.g. quality, environmental) and the applicable standard; and
 - identification of PJR as the Certification Body issuing the certificate

Example: This product is manufactured by ABC plant of XYZ company certified to ISO 9001 (Quality Management System) by PJR

- Don't give the impression in any context that ISO 9001 or ISO 14001 certifications are product certifications or product guarantees.
- When including a reference to ISO 9001 or ISO 14001 certifications in product-related information, including advertisements, do not do so in such a way that ISO 9001 or ISO 14001 certifications may be interpreted as being product certifications or product guarantees.
- Be accurate and precise about the scope (the extent) of your organization's ISO 9001 or ISO 14001 certifications, as far as both the activities and geographical locations covered by the certifications are concerned.
- For 16949, the only use of the IATF logo is as displayed on the certificate issued by PJR. The IATF logo must be in equivalent prominence to any other logos on the certificate.

- Always use the most current version of accreditation body symbols and/or standard licensing body logos. If in doubt, contact the QMS Assistant Program Manager/Assistant Accreditation Manager either via e-mail at sreed@pjr.com or via phone at 800-800-7910.

12.0 Appendix B


Regulations for Use of the PJR Logo, Standard Licensing Body Logos and Accreditation Body Symbols

The logos and symbols that may be used by a PJR-certified organization is/are indicated on the actual PJR Certificate of Registration. They are found in the lower left hand corner of the certificate.

No logos or symbols can be used on any legal documents (e.g., contracts, checks, calibration reports, purchase orders). They may be used on promotional materials and business stationery.

No logos or symbols can be used in such a way as to suggest that any product, process, or service that was not a part of the registration audit is certified.

Logos or symbols shall be reproduced in a size that makes all of the features clearly distinguishable.



PERRY JOHNSON
REGISTRARS INC.

Perry Johnson Registrars, Inc. (PJR)

The PJR logo may be used independently or in combination with the symbols of PJR's accreditation bodies (if the certified organization is entitled to use them).

If the logo is reproduced in a single color, the color may be black or a single color belonging to the house-style of the certified organization, if the color provides sufficient contrast to make the mark clearly identifiable. If reproduced in more than one color, the flag's field is to be reproduced in reflex blue or PMS 287 blue (or a four-color tint-mix approximating reflex blue); the flag's stripes shall be reproduced in PMS 185 red (or a four-color tint-mix approximating PMS 185 red), and the type shall be reproduced either in a blue that matches the flag's field or in black.



ANAB (USA) NEW

The ANAB symbol may only be used in combination with PJR's logo, and the ANAB symbol may not be larger or more conspicuous than the PJR logo.

The ANAB symbol shall be reproduced only in black on a white or light-colored background or in blue (PMS 286 or equivalent) and red (PMS 485 or equivalent). When used for marketing material, letterhead, business cards, etc., on a clearly contrasting background; in a size that makes all features of the symbol clearly distinguishable; without distortion of its dimensions.

Certified clients using the ANAB accreditation symbol should be aware that the new ANAB accreditation symbol shall replace the previous symbol on all documents and media no later than December 31, 2017. Existing documentation and marketing materials, including business cards, bearing the old symbol shall not be used after December 31, 2017.




ANAB (USA) (OLD)

The ANAB symbol may only be used in combination with PJR's logo, and the ANAB symbol may not be larger or more conspicuous than the PJR logo.

The ANAB symbol shall be reproduced only in black ink or blue ink (PMS 2935 or equivalent) when used for marketing material, letterhead, business cards, etc., on a clearly contrasting background; the symbol may be reversed (i.e. a negative of above example) provided the background on which it is displayed is dark enough to clearly identify and display the entire symbol, in a size which makes all features of the symbol clearly distinguishable, and without distortion of its dimensions.

Japan Accreditation Board for Conformity Assessment

Composition of Accreditation Symbol



The JAB accreditation symbol may only be used in combination with PJR's logo, and the JAB symbol may not be larger or more conspicuous than the PJR logo. The JAB accreditation symbol must be used with the accreditation number. The logo part and accreditation number must be clearly legible. The accreditation number is "CM025".

When using the JAB accreditation symbol for printed materials, a reproduction of the printing proof (the electronic file in the BMP format) provided by PJR must be used. When using the JAB accreditation symbol on the websites, a reproduction of the web-specific proof (the electronic file in the JPEG format) provided by PJR must be used. (These proofs were originally provided by JAB to PJR.) The proof must be used in an integrated manner as provided by PJR. It must not be broken down, recomposed, etc., to be used.

The symbol part shall be reproduced in blue (Munsell 2.5PB 3.5/10, Dai Nihon Ink K.K.DIC 579, PANTONE 300C or similar colors to them). For use on the websites, similar colors in the RGB values that have been converted from the Munsell values or other color standards for printing are to be used. In addition, black, gray, gold, silver are accepted to be used as supplemental colors. The color shall provide sufficient contrast to make the mark clearly identifiable from the surrounding color. The logo part and accreditation number shall be reproduced in black. Notwithstanding the above, if the accreditation symbol is reproduced on printed materials printed in a single color, the symbol may be reproduced in the same ink color of the printed materials. In this case, the color shall provide sufficient contrast to make the entire symbol clearly identifiable from the surrounding color.

When the accreditation symbol is printed in reduced or enlarged size, proportion of the symbol, logo and accreditation number must remain the same as the provided proof and must not be changed. Furthermore, the symbol must not be altered to degrade the image from the provided proof such as to display it in lower resolution.

The certified organization may not use the JAB symbol unless authorized to do so.


When you provide a reproduction of the printing proof of the JAB accreditation symbol to your subcontractor(s) to create printed materials and/or website, you must have a list of such subcontractors and present it to PJR when requested.

United Kingdom Accreditation Service (UKAS)



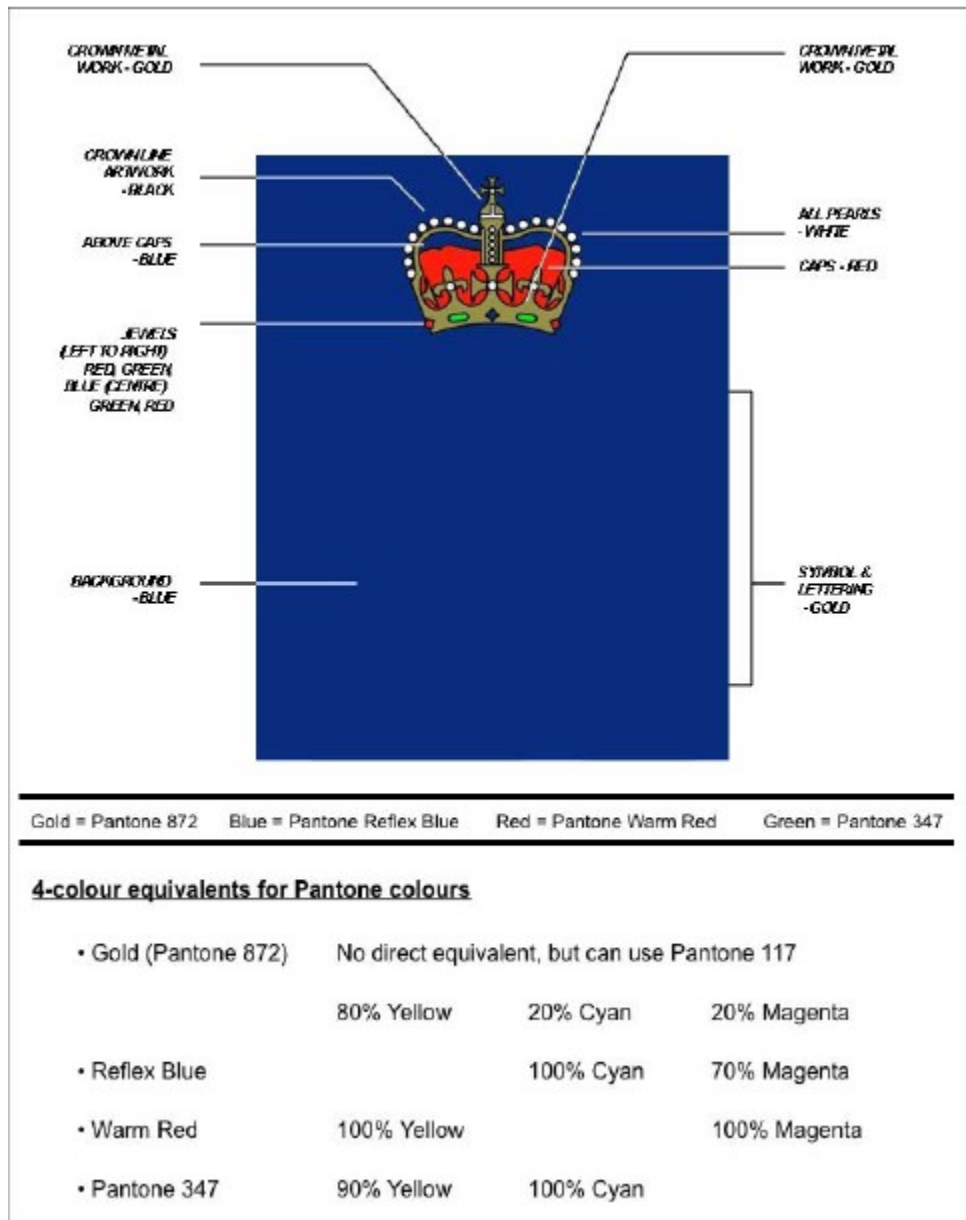
UKAS issues one generic symbol for use on all certificates for all standards.

The UKAS accreditation symbol may only be used in combination with PJR's logo and must be enclosed in a box as indicated below. The UKAS symbol may not be larger or more conspicuous than the PJR logo. The UKAS symbol may be used on stationery and publicity materials or other items relevant to the certificate.



Rules for UKAS symbol use stem from the National Accreditation Logo & Symbols: Conditions for use by UKAS and UKAS Accredited Organizations [URN 11/673](#).

The UKAS symbol may be reproduced in either black and white or the color scheme. If the reproduced in color, the following rules must be followed:



Alternatively, the UKAS symbol may be printed or displayed in a single color, which is the predominant *ink* colour of the document, or, in the case of a pre-printed letterhead, the predominant *ink* colour of the letterhead. Requests for the use of another single colour may be considered but shall not be used without the prior written consent of UKAS.

Where the UKAS symbol is reproduced electronically, the following applies:

a) the UKAS symbol is to be reproduced so that infilling does not occur

b) degradation and/or distortion of the UKAS symbol graphic is avoided.

The UKAS symbol shall normally have a minimum height (excluding the accreditation number) of 20 mm. Any enlargement or reduction shall retain the same proportions as those of the masters reproduced in this publication. The UKAS symbol and accreditation number shall be considered as a single entity for purposes of enlargement or reduction.

In exceptional circumstances, which are usually dictated by reason of space limitation or cost, the UKAS symbol may be reproduced at a reduced height. However, irrespective of the height of reproduction, the UKAS symbol must be legible, with no filling. When the UKAS symbol is printed on an unfolded portion of stationery sized no greater than A4, it shall be displayed in a size no larger than 30 mm high. On larger portions of unfolded stationery the size may be proportionately increased.

The UKAS symbol shall not be used in such a way as to suggest that UKAS has certified, or approved, any product or any service supplied, or in any other misleading manner. Additionally, the symbol shall not be used in such a way as to imply that UKAS accepts responsibility for activities carried out under the scope of certification.

The UKAS symbol shall not be displayed on vehicles, except in publicity material containing the mark as part of a larger advertisement. The UKAS symbol shall not be placed on notices, labels, documents or written announcements affixed to or otherwise appearing on goods or products. This restriction also applies to primary packaging and promotional materials. The symbol shall not be displayed on buildings or flags. The certified organization may not use the UKAS symbol unless authorized to do so.

ACCREDIA:

In the section below, the following definitions have been used or referenced:

Logo: Registered Symbol to be used by the accreditation body (AB). Only the AB can make use of its logo on its documents.

Mark: A symbol that the AB gives for use to the accredited bodies to indicate their accreditation status. It is the logo associated with the reference of their accreditation.

The use of the ACCREDIA mark by the organizations with a certified quality management system is only permitted in conjunction with the mark of the accredited body, as shown in Figure 1 and according to the rules of this procedure. The ACCREDIA mark used by customers of accredited bodies is oval and has the name "ACCREDIA" in it and a reference to "The accreditation body" with the shape of Italy in the center. It does not include the letters of the accreditation schemes and registration numbers, or references to the MLA. To maintain a proportional composition, proportion must always maintain a horizontal alignment of the two marks. Where it is absolutely impossible to maintain the horizontal alignment, you must create a composition in which the two marks have the correct ratio aspect. The alternative to the graphic solution described above (ACCREDIA mark in conjunction with the Certification Body mark), is to put the bilingual or monolingual sentence "Organismo accreditato da ACCREDIA - Body accredited by ACCREDIA" in proximity of the CB mark (above, underneath or next to it).

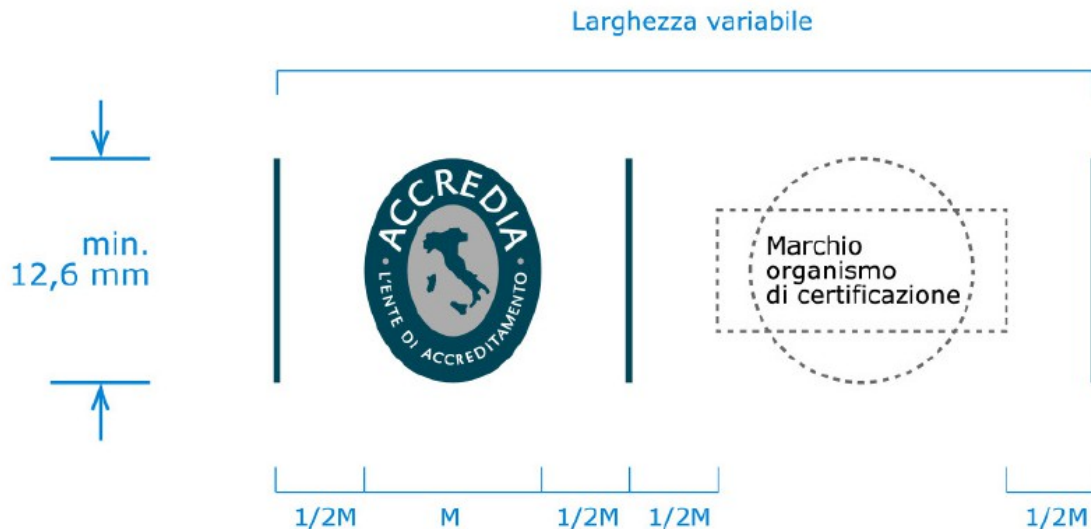


Figure 1

In addition to general guidelines on the use of the Accreditation mark mentioned in the introductory pages of this procedure, please also consider the following:

You may use the accreditation mark, together with the CB mark, on letterhead and documents in general (except for any technical documentation concerning the products manufactured) or on goods and equipment that are instrumental to the implementation of the processes falling within the scope of the certified management system (such as vehicles, buildings, gowns, overalls and the like) except for items which constitute the subject of specific product certification, whether mandatory or regulated (machinery, equipment, personal protective equipment, etc. ..). For use on goods and transport equipment, the pairing of the two marks should be completed with the addition of a sentence such as "organization with certified management system, indicating the reference of the certified system (i.e. ISO 9001:2008)" (more standards may be displayed for customers holding multiple certified systems).

Testing reports and/or calibration certificates issued by laboratories whose quality management system has been certified by a management system CB accredited by ACCREDIA, are never to display the ACCREDIA mark together with the CB mark (or written with reference to ACCREDIA as mentioned

above), nor the CB mark alone. For use of the mark(s) on other "objects" by these laboratories, please, refer to the same rules as specified above.

It is not permitted to use the ACCREDIA mark, CB mark, or the co-mark in any type of technical documentation that could reference the product in any way, if the organization has a certified management system (ex, declarations of conformity for CE marking).

The accreditation mark to be used by the accredited bodies' clients has two versions: one of two colors (ACCREDIA blue and ACCREDIA gray), and a monochrome version in black and white. The color coding of ACCREDIA Blue is Pantone 548, CMYK: C.90% - M.5% -% Y0 - K.80% RGB: R.0 - G.69 - B.87; HTML: 004557; while color coding of ACCREDIA gray is: Pantone 429, CMYK: C.20% - M.10% -% Y10 - K.20% RGB: R.173 - G.173 - B.173; HTML ADADAD

In the monochrome version of the black and white logo, the Italy symbol must be colored with 30% black.

The maximum reduction measurements of the mark are as follows:



Figure 2

The text composition font for graphic files for the printing press is ITC STONE SANS STD.

The text composition font for shareable digital documents (MS Word, MS PowerPoint etc..) is Verdana.

Note 1: solutions other than those described in the above instructions must be authorized by ACCREDIA.

Note 2: The logo ACCREDIA is protected by law and therefore its malicious or fraudulent use will be pursued according to the terms of the law, where applicable.

Note 3: Please note that additional requirements on the use of the mark for CB offering product certification (jointly or separately from ACCREDIA mark) may be prescribed in other applicable ACCREDIA documents (i.e. "RT" Technical Reports).



The accredited certification body is authorized to use the **ema** accreditation symbol on certificates of registration ONLY. Neither the certification body nor the certified organization (client) is authorized to use the **ema** accreditation symbol for any other purpose.

In exchange, the client may use the following phrase with prior authorization:

Certification completed by Perry Johnson Registrars, Inc. accredited by ema, with accreditation number 44/12.

Proposals for authorization should be submitted to rcoronado@pjr.com.

FSSC 22000



The FSSC 22000 logo may only be used in conjunction with the PJR logo on printed matter, literature, business cards, website and promotional material subject to the design specifications below. It may not be used on a product, labeling or packaging or in any way as to suggest that PJR has certified or approved any product, product or service, or in any other misleading way. Mentioning possession of a FSSC 22000 certificate or making any reference such as “Produced in a FSSC certified company” on a product label, packaging, etc is not allowed.

PJR will audit the use of the FSSC 22000 logo by certified organizations during every initial, surveillance and re-certification audit. Any non-conformance associated with the misuse of the logo will require remedial action to correct the use of the logo as well as corrective action for future use.

It must be reproduced in specified colors and in a size which makes all features of the logo clearly distinguishable.

Color specifications:

Green: Pantone 348 U: CMYK = 82/24/76/7 RGB = 32/132/85, #218455

Grey: 60% black: CMYK = 0/0/0/60, RGB = 135/135/135, #87888a

Use of the logo in black and white is permitted when all other text and images are in black and white.

The size of the FSSC 22000 logo must not differ from the size of the PJR’s or accreditation body logos and they must always appear together. The use of the logo and protection of its copyright is controlled by the Foundation FSSC 22000 and the logos can be obtained through the secretariat of the Foundation via info@fssc22000.com



The R2 logo must be obtained from SERI and used in a manner consistent with the requirements in the R2 Code of Practices.

If the logo is reproduced, it must be unaltered in any manner other than size, except that it may be displayed in black and white. The logo must always be displayed in a size which is clear and readable. It must be hyperlinked to <http://www.sustainableelectronics.org>.

The logo may only be used by certified entities that have a licensing agreement in effect with SERI. The logo shall only be used in relation to the specific facility certified and shall not be displayed in a manner that could be perceived as implying that the entire company is R2 certified if it is not. This includes displaying the R2 logo on corporate websites or other media that are not specific to the location(s) certified.

The logo may only be used in relation to the activities or scope certified. When all operating activities are not certified, the R2

logo may only be displayed in conjunction with the activity(s) certified. The R2 logo may not be displayed on corporate websites or other media which are not specific to the scope certified.

The logo must be promptly removed from all publications upon suspension, expiration or withdrawal of the active R2 certification, including but not limited to website usage, email signatures, printed marketing, business cards, etc.

13.0 Appendix C

Summary of PJR logo/ Accreditation Body Symbols Use Regulations Specific to Japan Division

Appendix C is applicable to certification of ISO 27001 provided by Japan Division (PJRJ) under the accreditation by Japan Information Processing Development Corporation ISMS Accreditation Center (ISMS-AC). The logos and symbols which can be used by the companies/organizations certified by PJRJ are those indicated on the actual PJRJ Certificate of Registration.

No logo or symbol can be used on any legal documents (e.g., contracts, checks, calibration reports). Logos or symbols may be used on promotional materials and business stationery.

No logo or symbol can be used in such a way as to suggest that any product, process, or service that was not a part of the registration audit is certified.

Logos and symbols shall be reproduced in a size that makes all features clearly distinguishable.



Perry Johnson Registrars (PJRJ)

The PJRJ logo may be used independently or in combination with the symbols of PJRJ's accreditation bodies (if the certified organization is entitled to use them). If the logo is reproduced in a single color, the color may be black or a single color belonging to the house-style of the certified organization, if the color provides sufficient contrast to make the logo clearly identifiable. If reproduced in more than one color, the flag's field is to be reproduced in reflex blue or PMS 287 blue (or a four-color tint-mix approximating reflex blue); the flag's stripes shall be reproduced in PMS 185 red (or a four-color tint-mix approximating PMS 185 red), and the type shall be reproduced either in a blue that matches the flag's field or in black.



In compliance with the Specification with Guidance for Use of ISMS-AC IMS Accreditation Symbol (JIP-IMAC510-4.0)

The following is English translation of excerpt from the Guidance:

The forms/colors of the accreditation symbol shall comply with the Specification with Guidance for Use of IMS Accreditation Symbol (JIP-IMAC510-4.0). The colors are specified as a rule.

In case of Process Color: C100% + M70%

In case of Special Print Color: One Color (DIC220)

In case of displaying the accreditation symbol by downsizing or enlarging it, the dimensional ratio shall be equivalent to that of the accreditation symbol specification. The minimum size for downsizing shall be a size that makes all features of all marks clearly distinguishable.

When a Conformity Assessment Body (CAB) or an organization displays the accreditation symbol, it shall be displayed with the accreditation number except where there is any particular justification.

When an organization certified by a certification body displays the accreditation symbol, it shall be displayed with the logo of the certification body. The accreditation symbol shall not be solely displayed. In this case, the relation between the logo of the certification body and the accreditation symbol shall be clear and each of them shall be clearly distinguishable.

When an organization certified by a certification body displays the logo of the certification body, it is desirable to display it with the accreditation symbol.

Where a certification body logo and the accreditation symbol are displayed side by side, it is desirable to place both of them in a frame to identify that these are based on the same management systems. An accredited CAB and a certified organization may use the accreditation symbol in the following: reports, catalogs, guides, publicizing/advertising materials, publications, website, etc. In this case, the scope of accreditation/certification shall be clearly identified.

A certified organization may use the accreditation symbol with business cards only when used by the personnel involved in the operations of the scope of certification.

The accreditation symbol shall not be displayed on any products or sites. Also, the accreditation symbol shall not be displayed in a misleading way as if the symbol indicated conformity of any product or site.

The accreditation symbol of ISMS-AC may be used along with symbols of any other accreditation bodies.

Previous JIPDEC symbol (without "ISMS-AC" under the symbol) shall be replaced by ISMS-AC symbol no later than March 31, 2020.